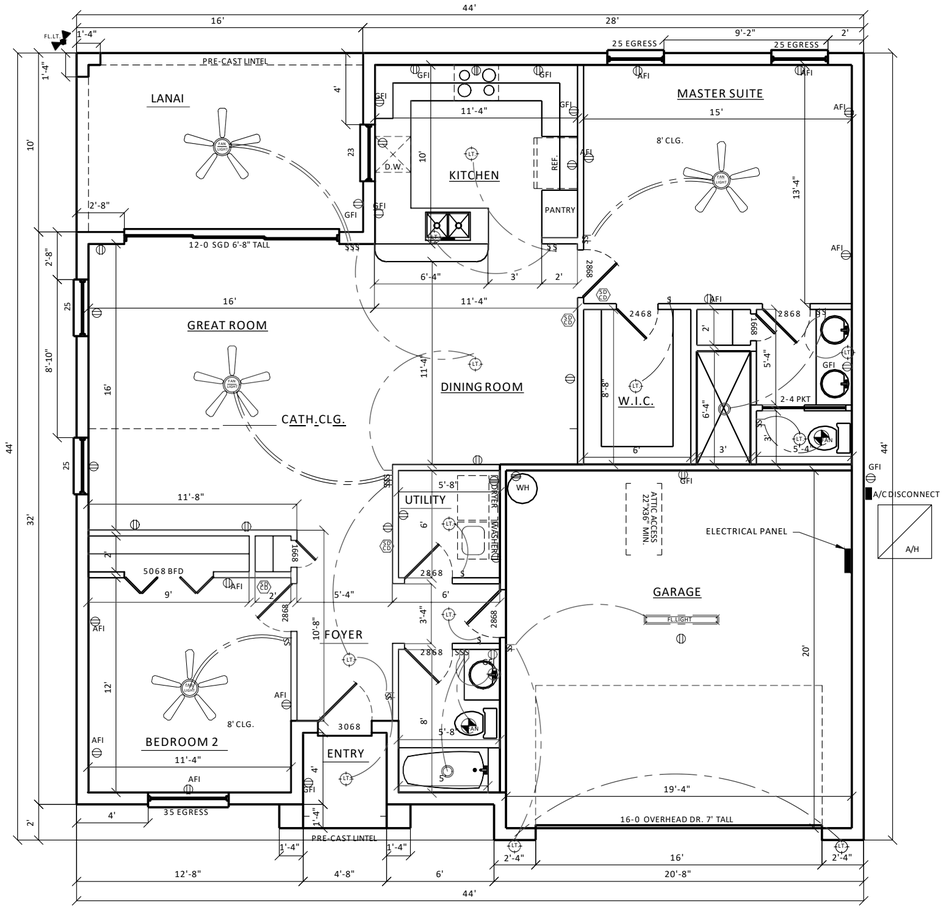

FLOOR PLAN

1/4"=1'-0"

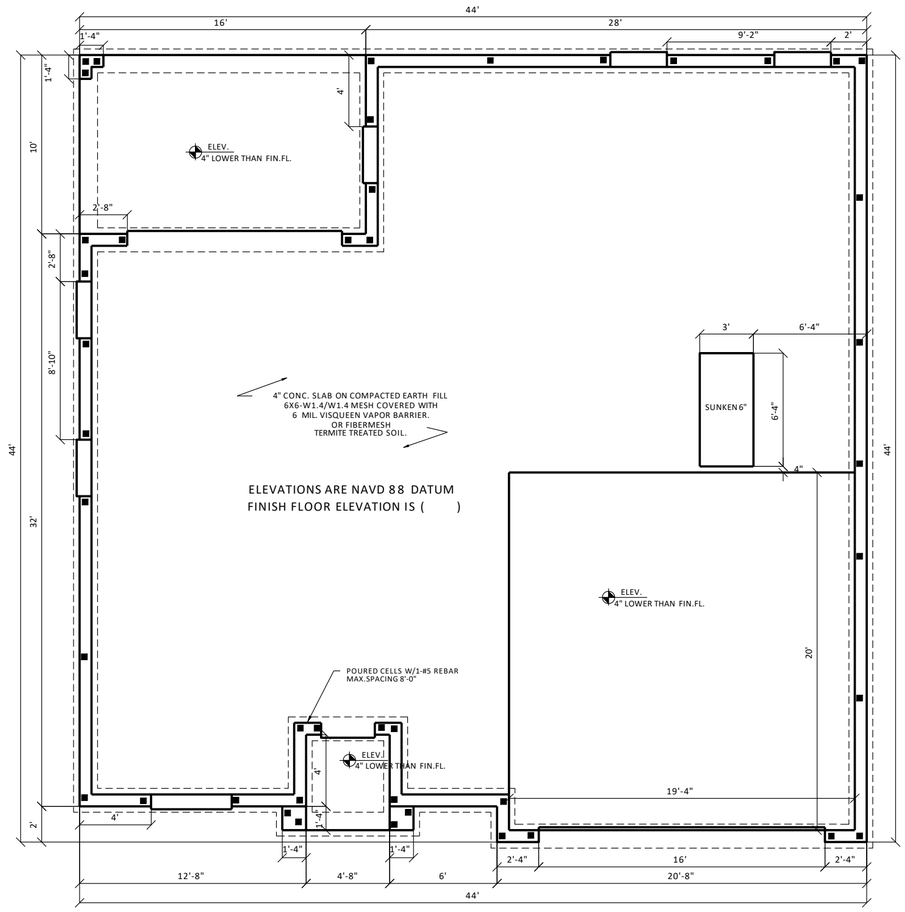

THE WREN

Layout #1

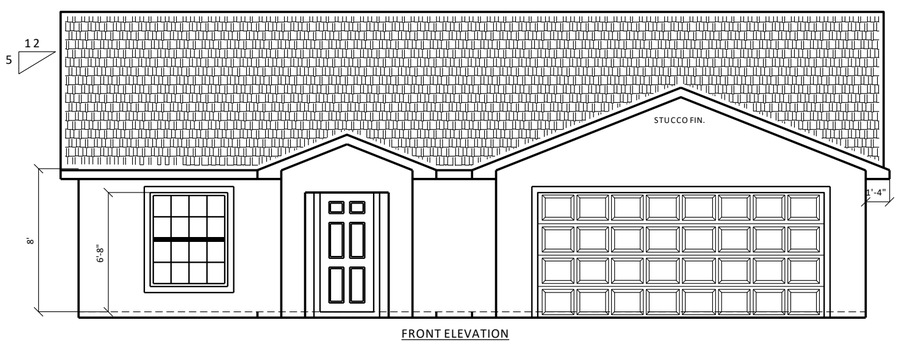

FRONT ELEVATION

1/4"=1'-0"

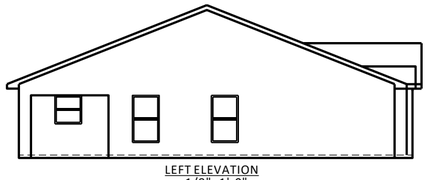

LEFT ELEVATION

1/8"=1'-0"

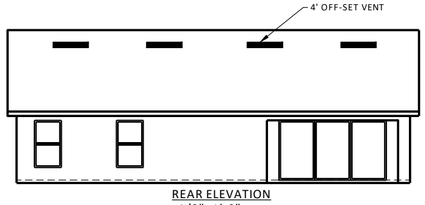

REAR ELEVATION

1/8"=1'-0"

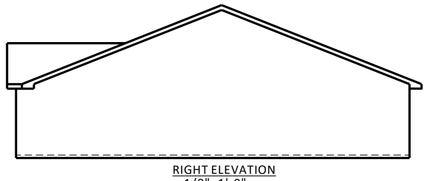

RIGHT ELEVATION

1/8"=1'-0"

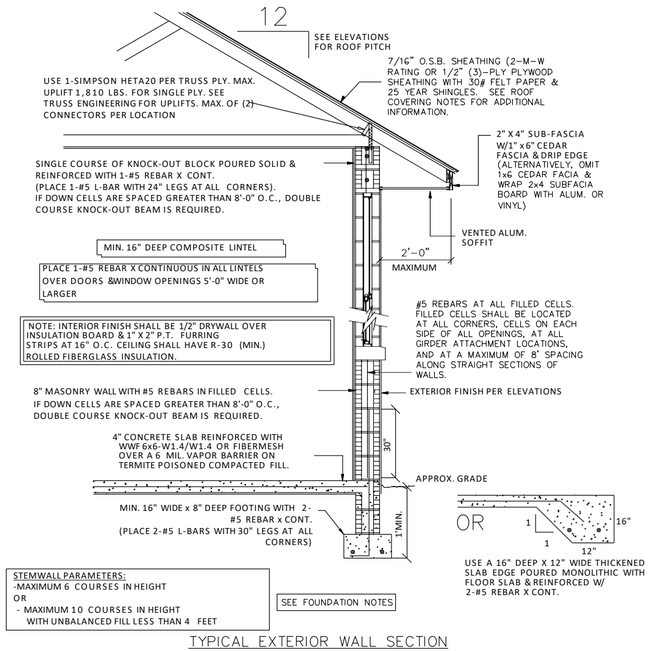

TYPICAL EXTERIOR WALL SECTION

ELECTRICAL PER NEC 2011

ELECTRICAL LEGEND

- SWITCH
- 3-WAY SWITCH
- 110 VOLT OUTLET
- 220 VOLT OUTLET
- LIGHT FIXTURE RECESSED
- LIGHT (CAN)
- FLUORESCENT LIGHT
- FLOOD LIGHTS
- EXHAUST FAN
- SMOKE/CARBON DET.
- SMOKE DETECTOR
- PHONE OUTLET
- TV/CABLE OUTLET
- CEILING FAN/LIGHT

SQUARE FOOTAGE

LIVING	1296
GARAGE	415
LANAI	160
ENTRY	28
TOTAL	1899

PROJECT: (1)

MODEL SP-1899

CROSSROADS CONSTRUCTION CO,

CONTACT

THESE CONSTRUCTION PLANS ARE DESIGNED TO CONFORM WITH FLORIDA BUILDING CODE 6TH EDITION (2017) FOR AN ULTIMATE DESIGN WIND SPEED OF 140 MPH AS SHOWN IN FIGURE 1609A1 OF THE CODE.
SEE STRUCTUAL DETAIL SHEET FOR ADDITIONAL NOTES:
OWNER/BUILDER TO VERIFY ALL DIMENSION'S AND DETAILS

DESIGNER:
MARVIN GRAY
(863) 859-4085

704 CEDAR KNOLL DR.NORTH
LAKELAND, FLORIDA 33809

DATE:
4-2-19

REVISION'S
11-1-19
3-20-20

SHEET #
1

THE CRESTED OWL

Layout #2

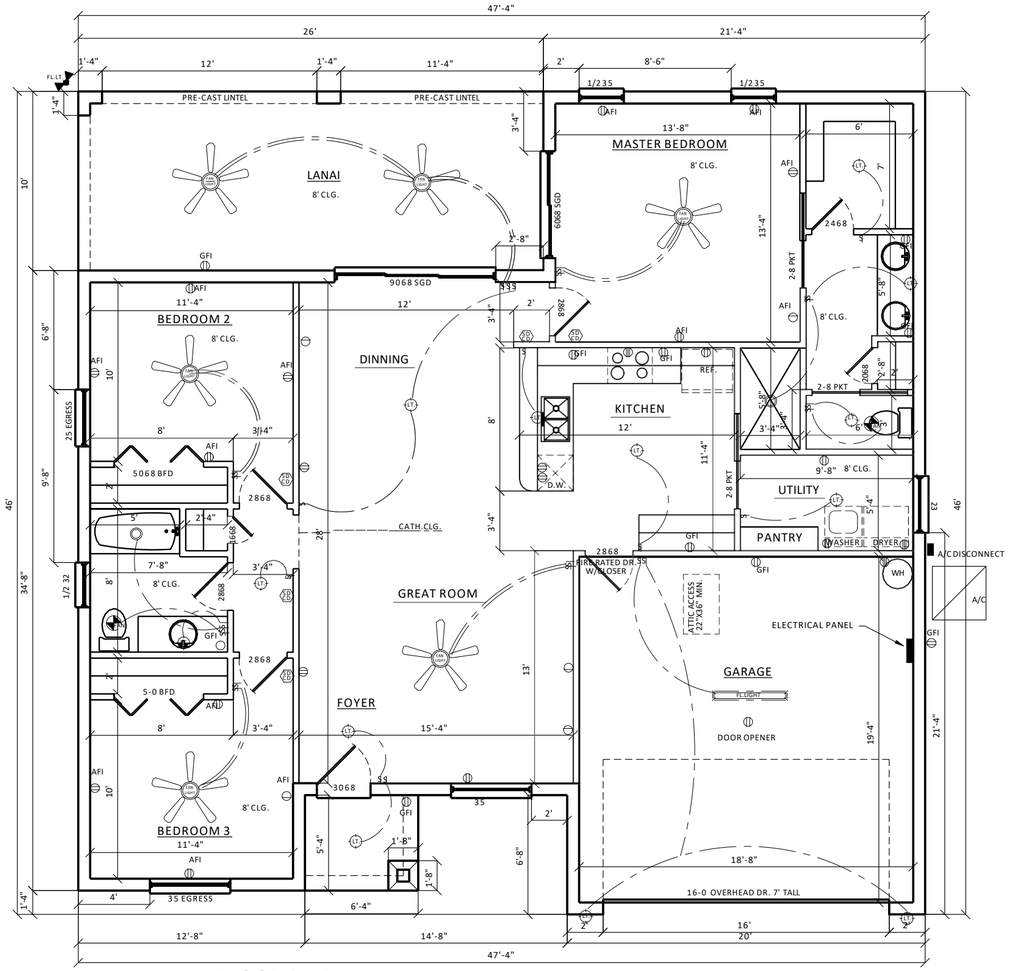

FLOOR PLAN
1/4"=1'-0"

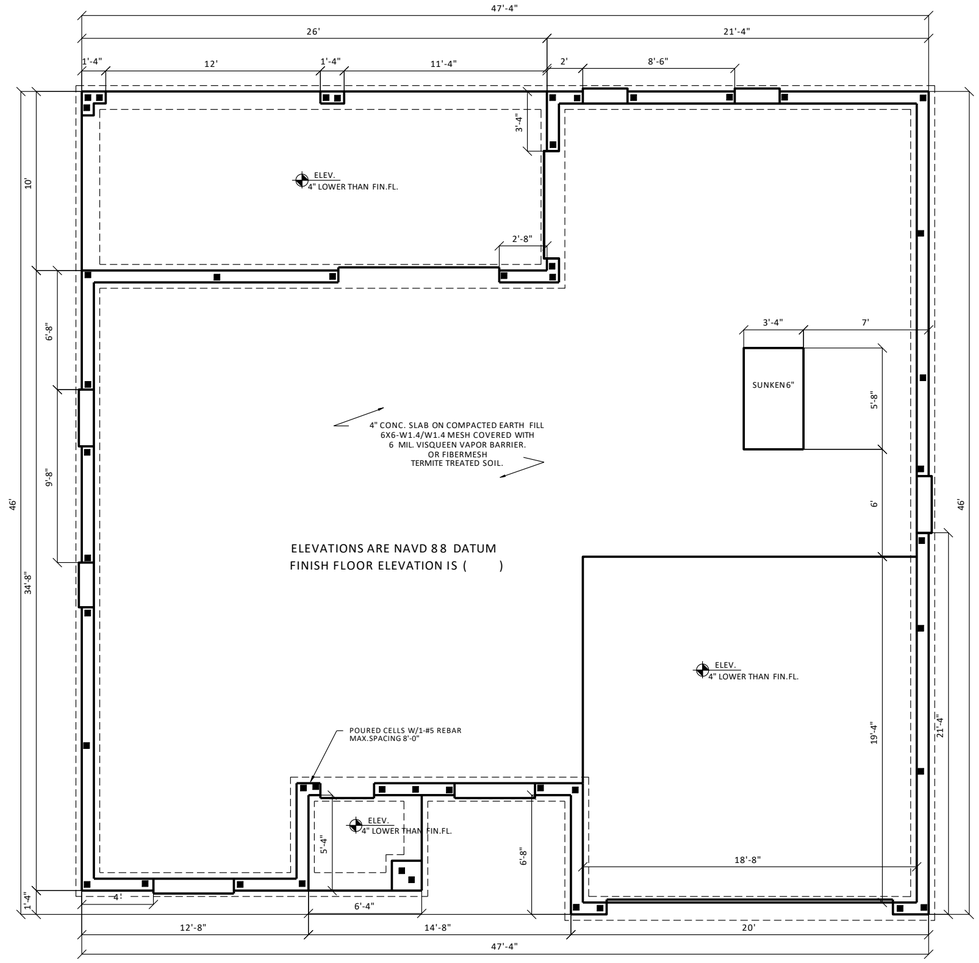

FOUNDATION PLAN
1/4"=1'-0"

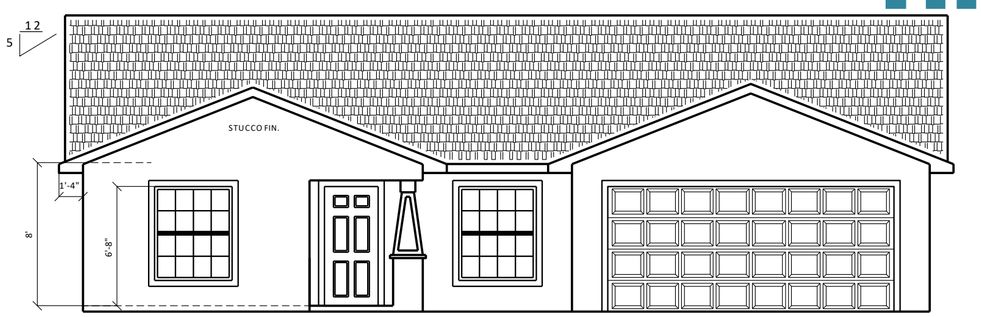

FRONT ELEVATION
1/4"=1'-0"

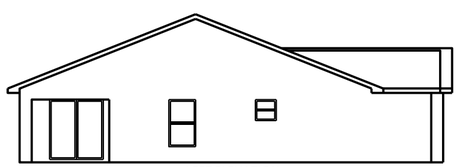

LEFT ELEVATION
1/8"=1'-0"

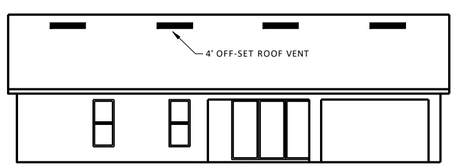

REAR ELEVATION
1/8"=1'-0"

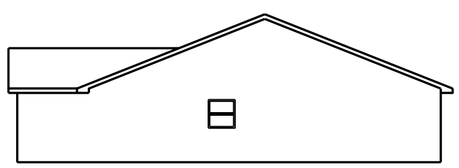

RIGHT ELEVATION
1/8"=1'-0"

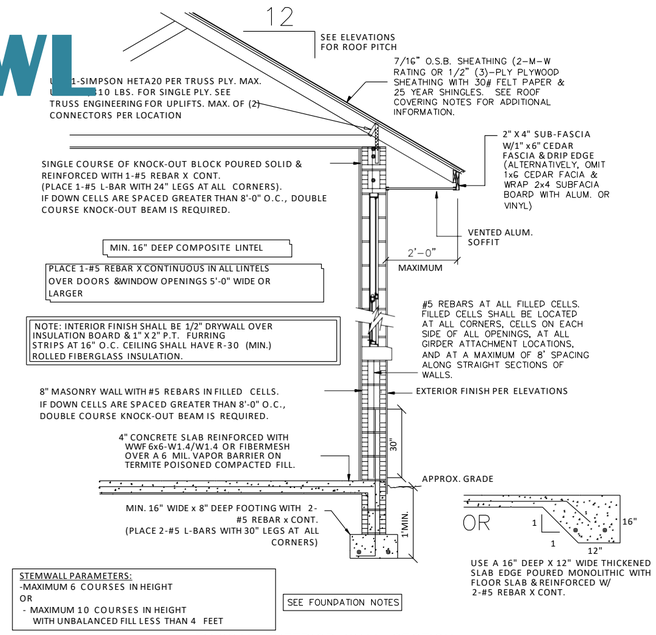

TYPICAL EXTERIOR WALL SECTION

ELECTRICAL PER NEC 2011
ELECTRICAL LEGEND

- SWITCH
- 3-WAY SWITCH
- 110 VOLT OUTLET
- 220 VOLT OUTLET
- LIGHT FIXTURE RECESSED LIGHT (CAN)
- FLUORESCENT LIGHT
- FLOOD LIGHTS
- EXHAUST FAN
- SMOKE/CARBON DET.
- SMOKE DETECTOR
- PHONE OUTLET
- TV/CABLE OUTLET
- CEILING FAN/LIGHT

SQUARE FOOTAGE

LIVING	1412
GARAGE	391
LANAI	260
ENTRY	34
TOTAL	2097

PROJECT: (2)

MODEL SP-2097

CROSSROADS CONSTRUCTION CO.
CONTACT

THESE CONSTRUCTION PLANS ARE DESIGNED TO CONFORM WITH FLORIDA BUILDING CODE 6TH EDITION (2017) FOR AN ULTIMATE DESIGN WIND SPEED OF 140 MPH AS SHOWN IN FIGURE 1609.3(1) OF THE CODE.
SEE STRUCTURAL DETAIL SHEET FOR ADDITIONAL NOTES:
OWNER/BUILDER TO VERIFY ALL DIMENSIONS AND DETAILS

DESIGNER:
MARVIN GRAY
(863) 859-4085
704 CEDAR KNOLL DR.NORTH
LAKELAND, FLORIDA 33809

DATE: 11-1-19
REVISION'S
3 20-20

SHEET # 1

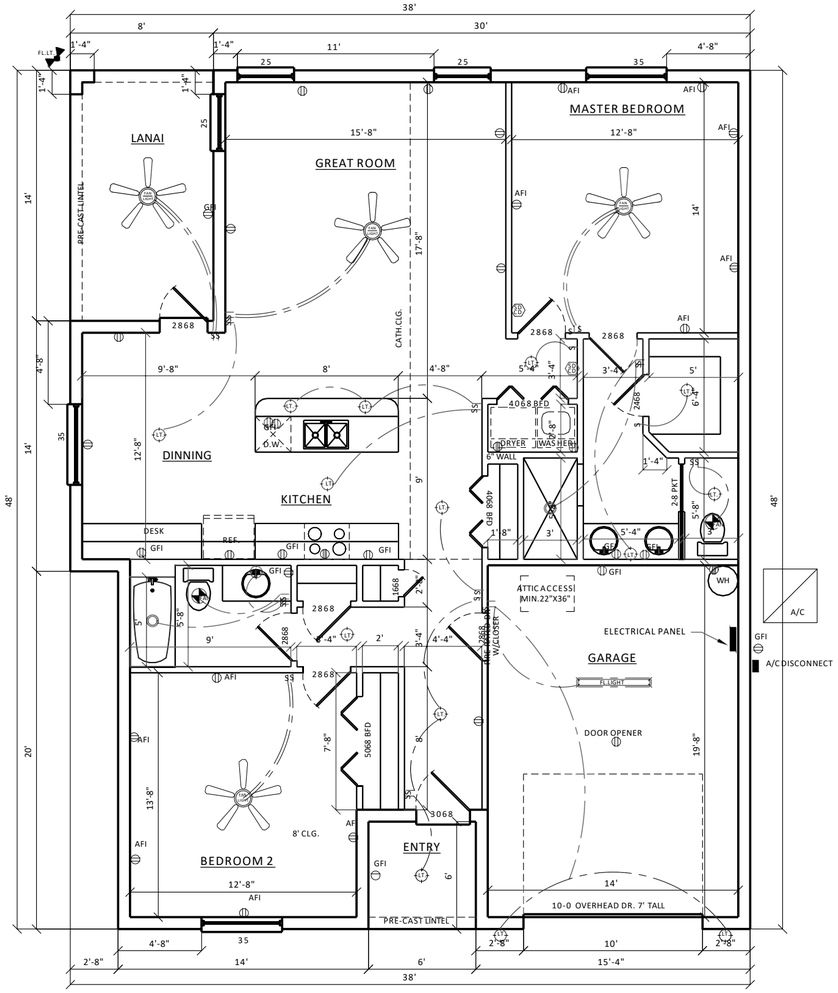

FLOOR PLAN

1/4"=1'-0"

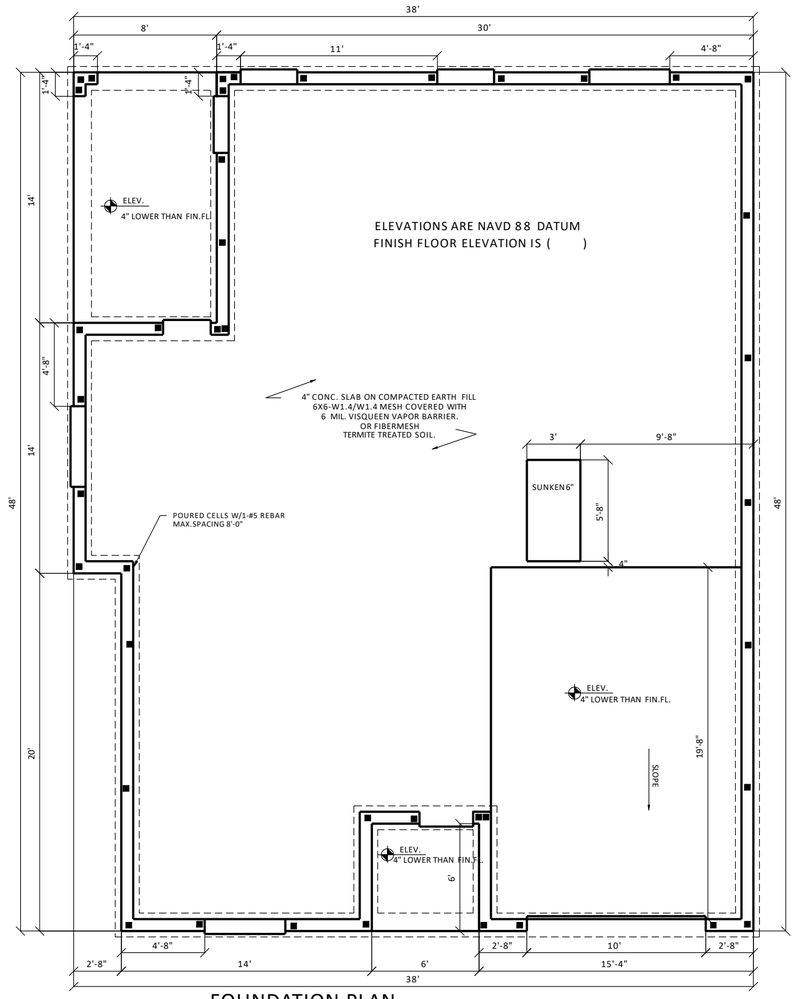

FOUNDATION PLAN

1/4"=1'-0"

THE HUMMINGBIRD

Layout #3

FRONT ELEVATION

1/4"=1'-0"

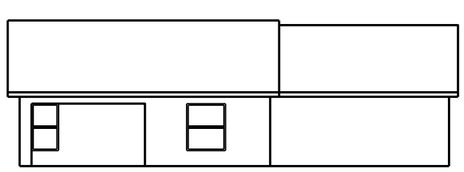

LEFT ELEVATION

1/8"=1'-0"

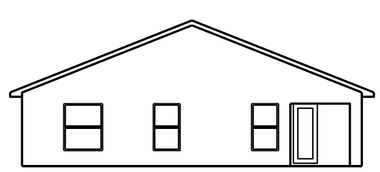

REAR ELEVATION

1/8"=1'-0"

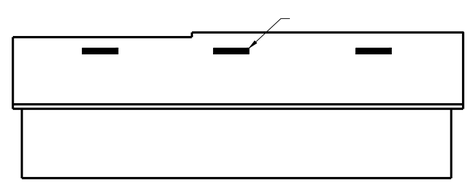

RIGHT ELEVATION

1/8"=1'-0"

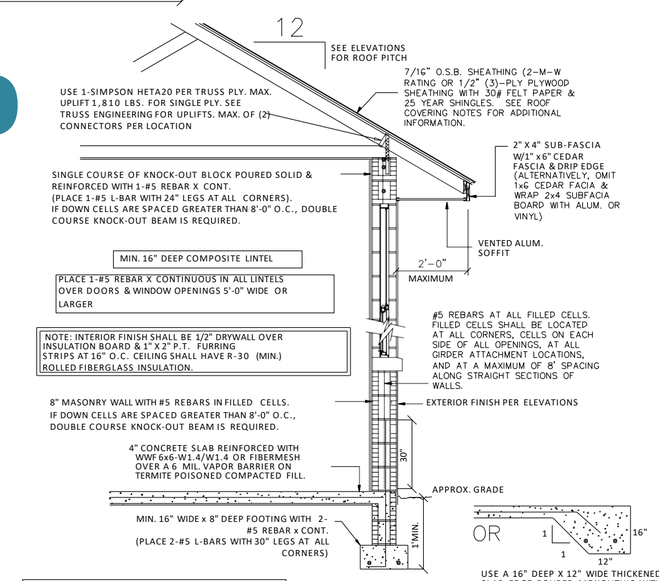

TYPICAL EXTERIOR WALL SECTION

ELECTRICAL PER NEC 2011

ELECTRICAL LEGEND

- SWITCH
- 3-WAY SWITCH
- 110 VOLT OUTLET
- 220 VOLT OUTLET
- LIGHT FIXTURE RECESSED
- LIGHT (CAN)
- FLUORESCENT LIGHT
- FLOOD LIGHTS
- EXHAUST FAN
- SMOKE/CARBON DET.
- SMOKE DETECTOR
- PHONE OUTLET
- TV/CABLE OUTLET
- CEILING FAN/LIGHT

SQUARE FOOTAGE

LIVING	1321
GARAGE	302
LANAI	112
ENTRY	36
TOTAL	1771

PROJECT: (3)

MODEL SP-1771

CROSSROADS CONSTRUCTION CO,

CONTACT

THESE CONSTRUCTION PLANS ARE DESIGNED TO CONFORM WITH FLORIDA BUILDING CODE 6TH EDITION (2017) FOR AN ULTIMATE DESIGN WIND SPEED OF 140 MPH AS SHOWN IN FIGURE 1609.A.1 OF THE FBC-R. SEE STRUCTUAL DETAIL SHEET FOR ADDITIONAL NOTES:
OWNER/BUILDER TO VERIFY ALL DIMENSION'S AND DETAILS

DESIGNER:
MARVIN GRAY
(863) 859-4085

704 CEDAR KNOLL DR.NORTH
LAKELAND, FLORIDA 33809

DATE: 5-16-19

REVISION'S
11-1-19
3-20-20

SHEET # 1

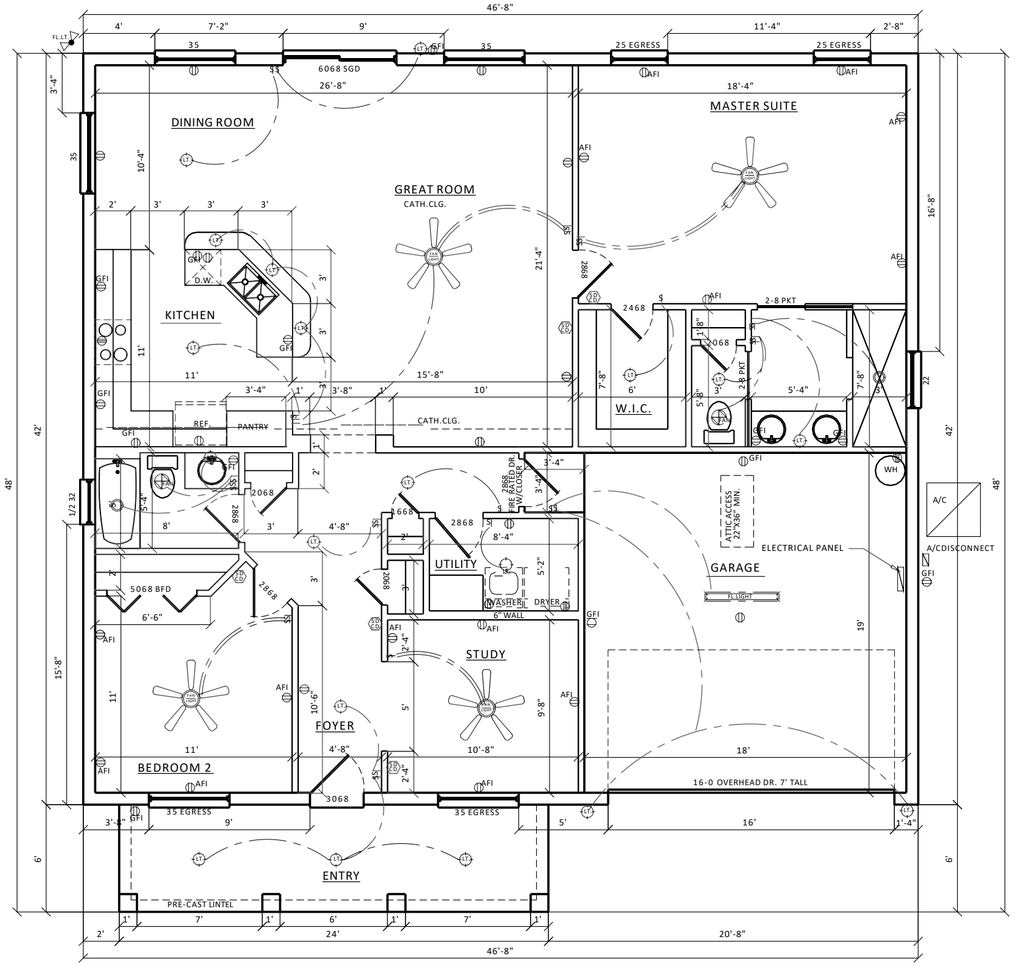

FLOOR PLAN

1/4"=1'-0"

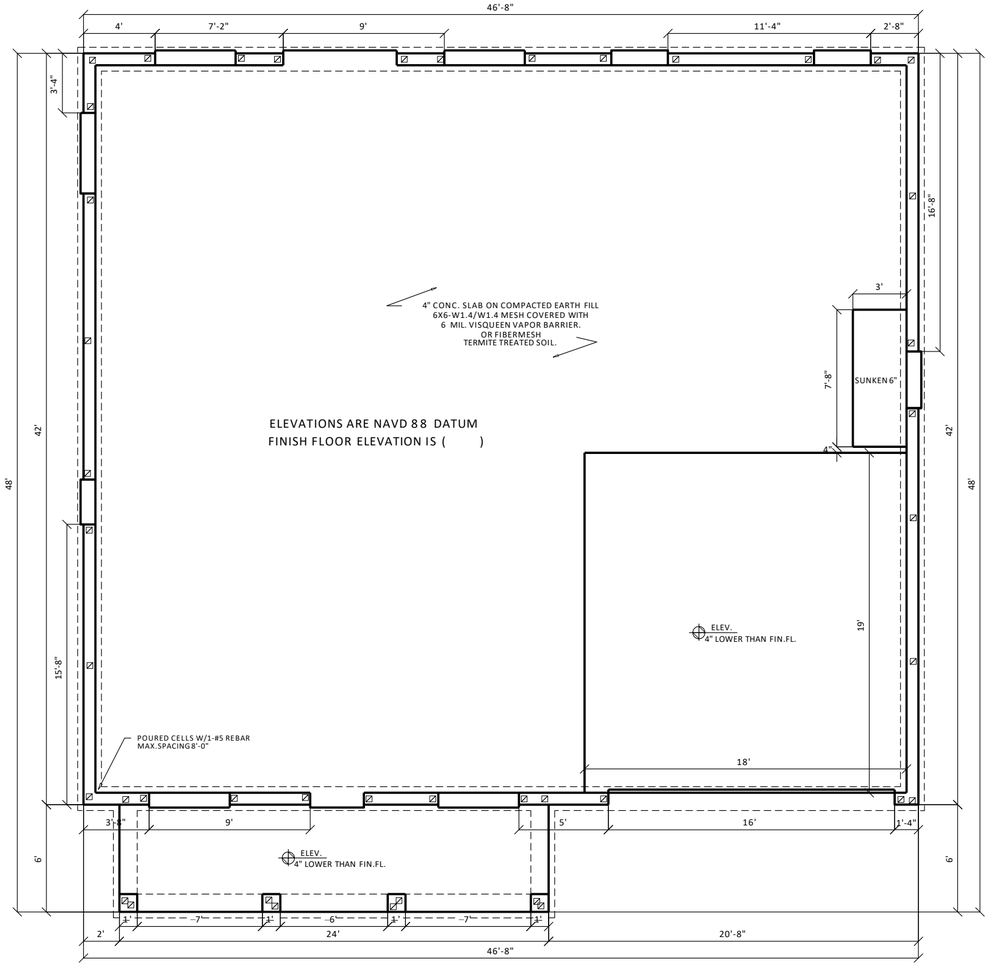

FOUNDATION PLAN

1/4"=1'-0"

THE IBIS

Layout #4

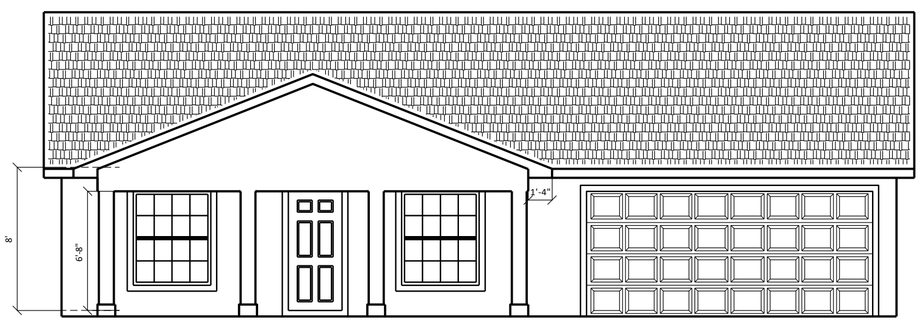

FRONT ELEVATION

1/4"=1'-0"

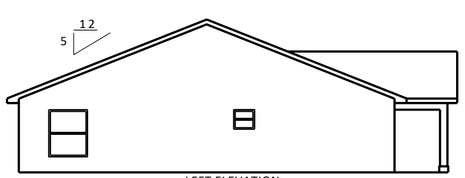

LEFT ELEVATION

1/8"=1'-0"

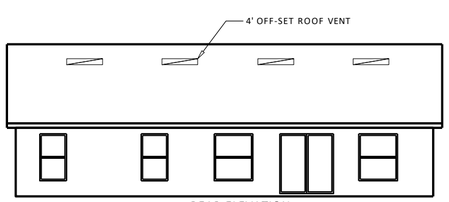

REAR ELEVATION

1/8"=1'-0"

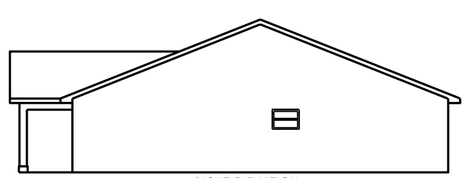

RIGHT ELEVATION

1/8"=1'-0"

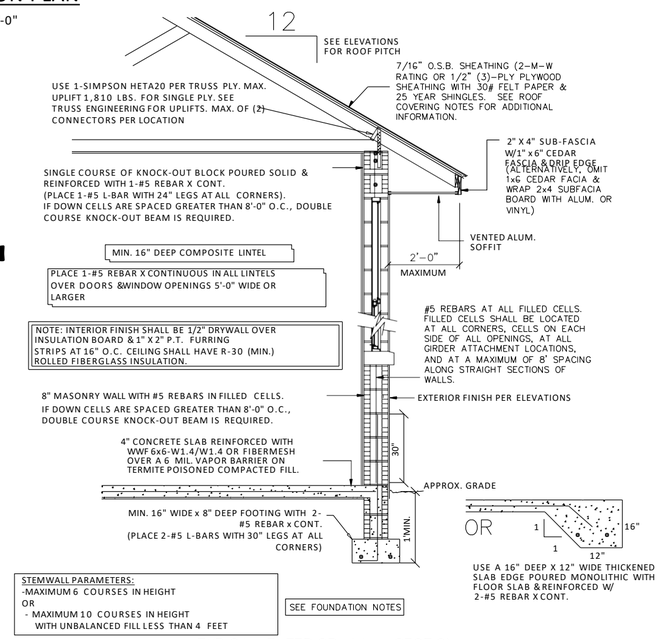

TYPICAL EXTERIOR WALL SECTION

ELECTRICAL PER NEC 2011

ELECTRICAL LEGEND

- SWITCH
- 3-WAY SWITCH
- 110 VOLT OUTLET
- 220 VOLT OUTLET
- LIGHT FIXTURE
- RECESSED LIGHT (CAN)
- FLUORESCENT LIGHT
- FLOOD LIGHTS
- EXHAUST FAN
- SMOKE/CARBON DET.
- SMOKE DETECTOR
- PHONE OUTLET
- TV/CABLE OUTLET
- CEILING FAN/LIGHT

SQUARE FOOTAGE

LIVING	1582
GARAGE	378
ENTRY	144
TOTAL	2104

PROJECT: (4)

MODEL SP-2104

CROSSROADS CONSTRUCTION CO.

CONTACT

THESE CONSTRUCTION PLANS ARE DESIGNED TO CONFORM WITH FLORIDA BUILDING CODE 6TH EDITION (2017) FOR AN ULTIMATE DESIGN WIND SPEED OF 140 MPH AS SHOWN IN FIGURE 1609.3(1) OF THE CODE.
SEE STRUCTURAL DETAIL SHEET FOR ADDITIONAL NOTES:
OWNER/BUILDER TO VERIFY ALL DIMENSIONS AND DETAILS

DESIGNER:
MARVIN GRAY
(863) 859-4085

704 CEDAR KNOLL DR.NORTH
LAKELAND, FLORIDA 33809

DATE: 11-1-19

REVISION'S
3-20-20

SHEET # 1

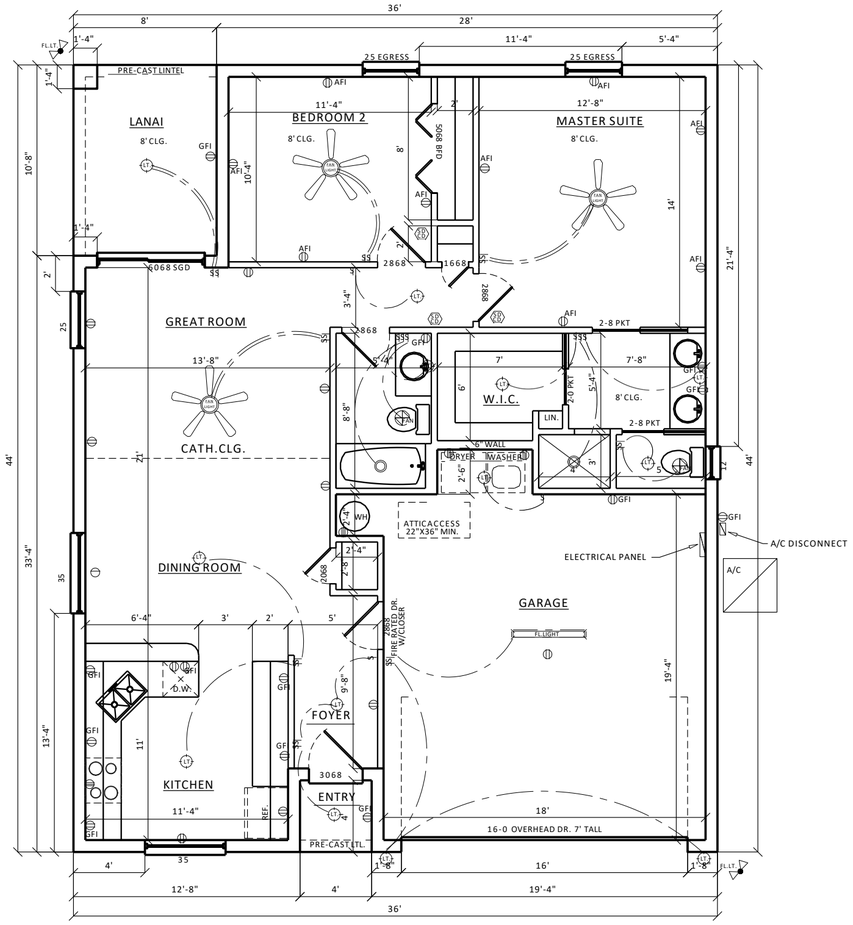

FLOOR PLAN

1/4"=1'-0"

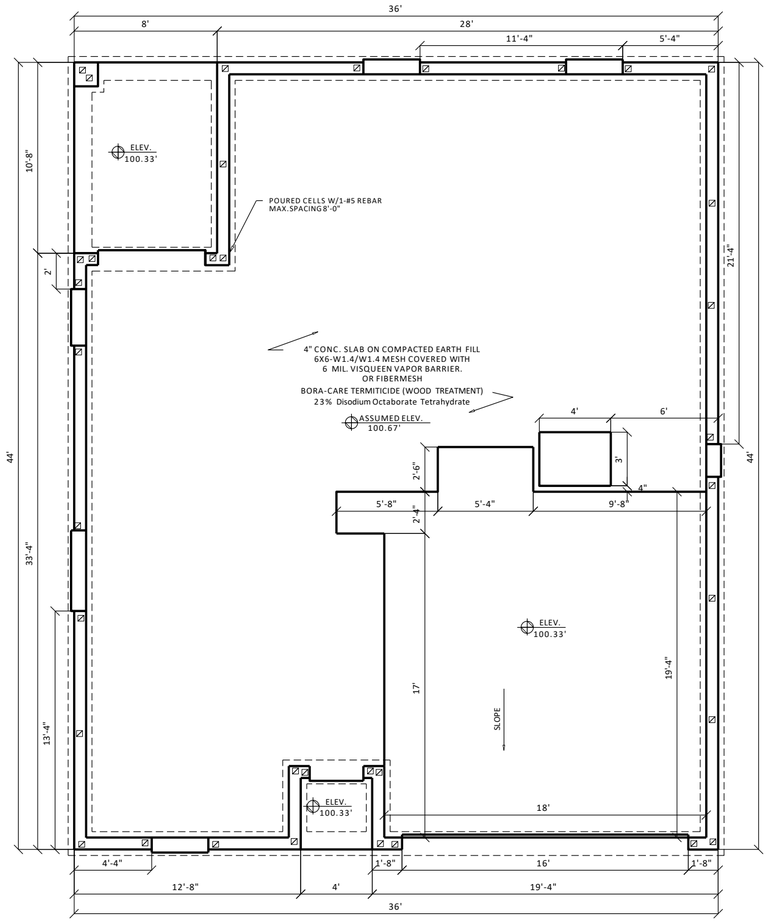

FOUNDATION PLAN

1/4"=1'-0"

THE HERON

Layout #5



FRONT ELEVATION

1/4"=1'-0"

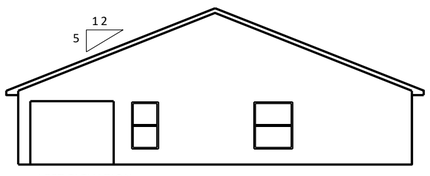

LEFT ELEVATION

1/8"=1'-0"

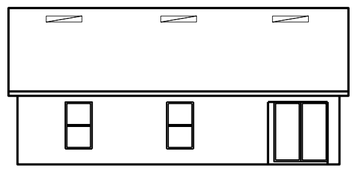

REAR ELEVATION

1/8"=1'-0"

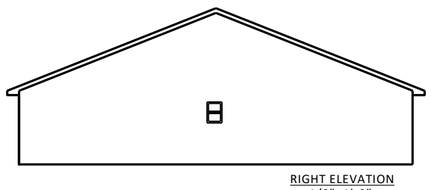

RIGHT ELEVATION

1/8"=1'-0"

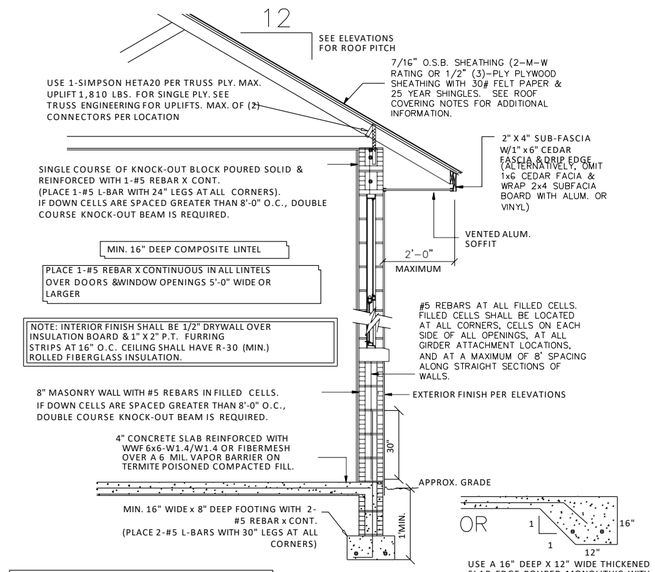

TYPICAL EXTERIOR WALL SECTION

ELECTRICAL PER NEC 2011

ELECTRICAL LEGEND

- SWITCH
- 3-WAY SWITCH
- 110 VOLT OUTLET
- 220 VOLT OUTLET
- LIGHT FIXTURE
- RECESSED LIGHT (CAN)
- FLUORESCENT LIGHT
- FLOOD LIGHTS
- EXHAUST FAN
- SMOKE/CARBON DET.
- SMOKE DETECTOR
- PHONE OUTLET
- TV/CABLE OUTLET
- CEILING FAN/LIGHT

SQUARE FOOTAGE

LIVING	1087
GARAGE	396
LANAI	85
ENTRY	16
TOTAL	1584

PROJECT:

MODEL SP-1584

(5)

CROSSROADS CONSTRUCTION CO,

CONTACT

THESE CONSTRUCTION PLANS ARE DESIGNED TO CONFORM WITH FLORIDA BUILDING CODE 6TH EDITION (2017) FOR AN ULTIMATE DESIGN WIND SPEED OF 140 MPH AS SHOWN IN FIGURE 1609.3(1) OF THE CODE
SEE STRUCTURAL DETAIL SHEET FOR ADDITIONAL NOTES:
OWNER/BUILDER TO VERIFY ALL DIMENSION'S AND DETAILS

DESIGNER:

MARVIN GRAY

(863) 859-4085

704 CEDAR KNOLL DR.NORTH
LAKELAND, FLORIDA 33809

DATE:

5-16-19

REVISION'S

11-1-19

3-20-20

SHEET #

1

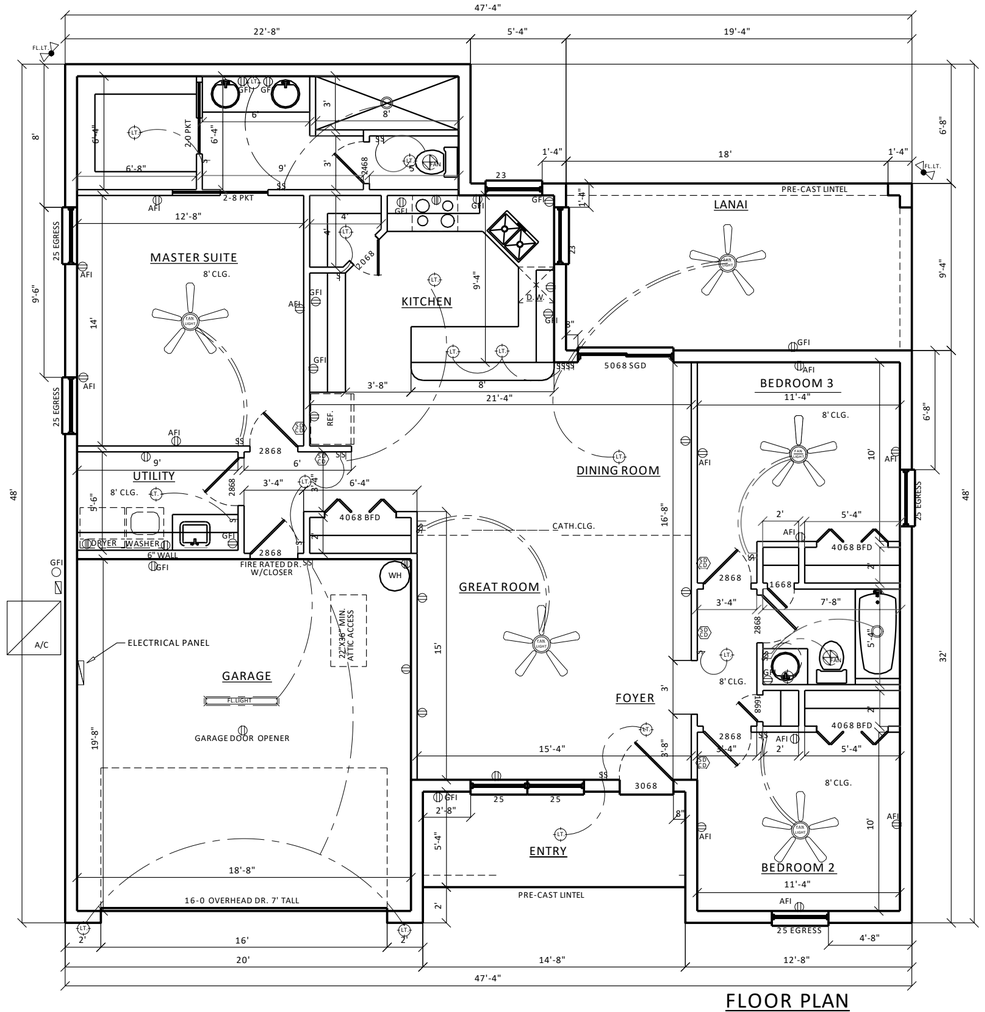

FLOOR PLAN

1/4"=1'-0"

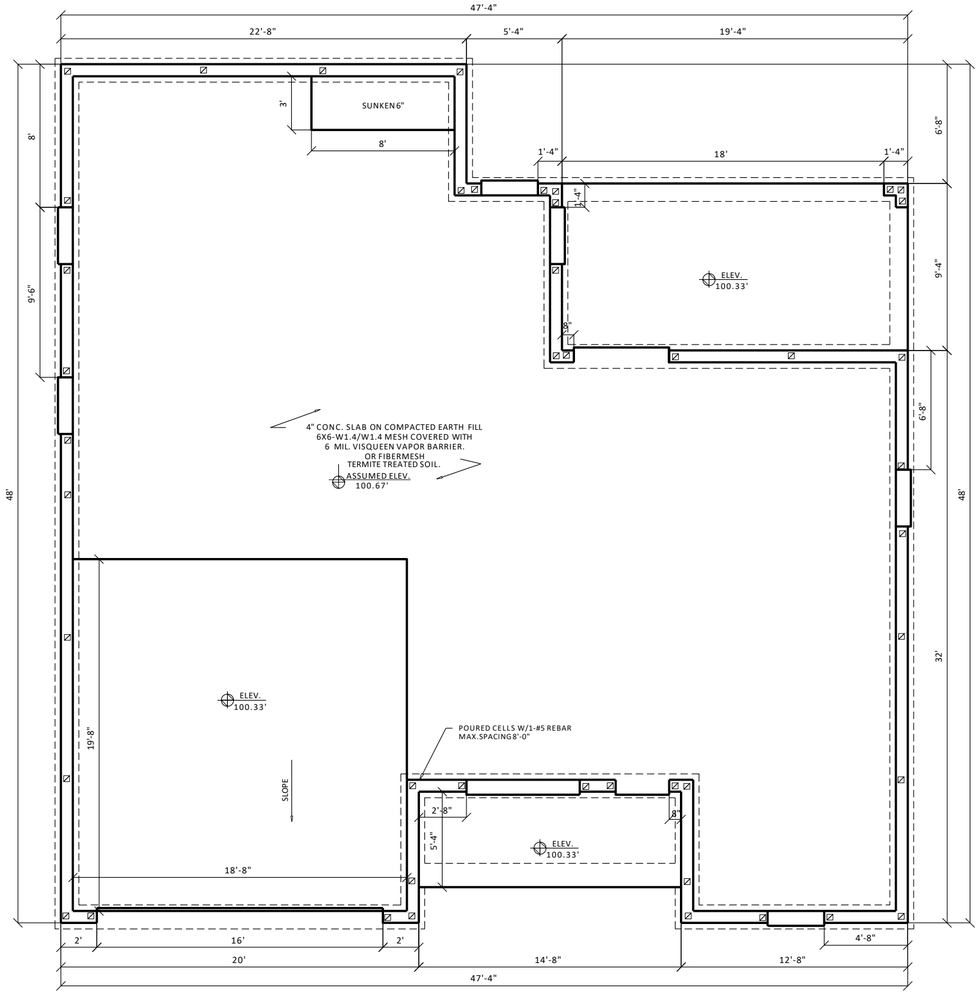

FOUNDATION PLAN

1/4"=1'-0"

THE DOVE

Layout #6

FRONT ELEVATION

1/4"=1'-0"

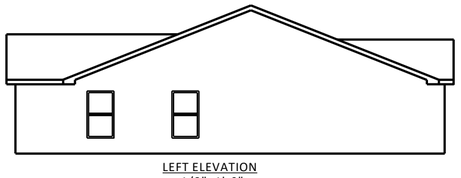

LEFT ELEVATION

1/8"=1'-0"

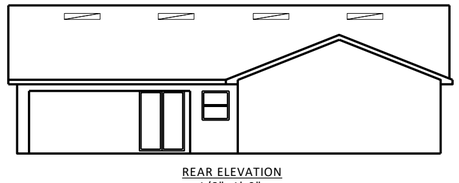

REAR ELEVATION

1/8"=1'-0"

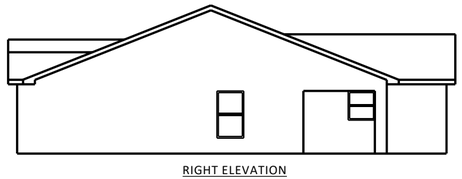

RIGHT ELEVATION

1/8"=1'-0"

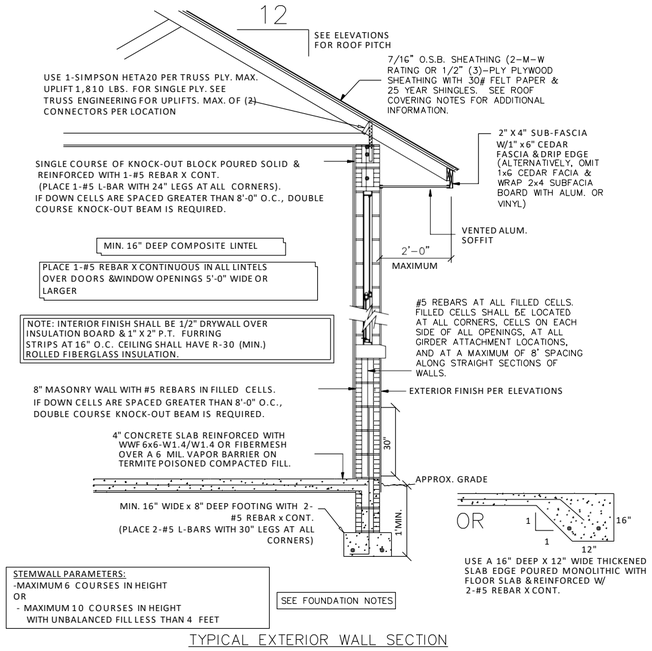

TYPICAL EXTERIOR WALL SECTION

ELECTRICAL PER NEC 2011

ELECTRICAL LEGEND

- SWITCH
- 3-WAY SWITCH
- 110 VOLT OUTLET
- 220 VOLT OUTLET
- LIGHT FIXTURE
- RECESSED LIGHT (CAN)
- FLUORESCENT LIGHT
- FLOOD LIGHTS
- EXHAUST FAN
- SMOKE/CARBON DET.
- SMOKE DETECTOR
- PHONE OUTLET
- TV/CABLE OUTLET
- CEILING FAN/LIGHT

SQUARE FOOTAGE

LIVING	1423
GARAGE	398
LANAI	180
ENTRY	78
TOTAL	2079

PROJECT: (6)

MODEL SP-2079

CROSSROADS CONSTRUCTION CO.

CONTACT

704 CEDAR KNOLL DR.NORTH
LAKELAND, FLORIDA 33809

THESE CONSTRUCTION PLANS ARE DESIGNED TO CONFORM WITH FLORIDA BUILDING CODE 6TH EDITION (2017) FOR AN ULTIMATE DESIGN WIND SPEED OF 140 MPH AS SHOWN IN FIGURE 1609.A.1.1 OF THE CODE
SEE STRUCTURAL DETAIL SHEET FOR ADDITIONAL NOTES:
CONTRACTOR SHALL VERIFY ALL DIMENSIONS AND DETAILS

DESIGNER:
MARVIN GRAY
(863) 859-4085

DATE:
11-18-19
REVISION'S
3-20-20

SHEET #
1

THE PELICAN

Layout #7

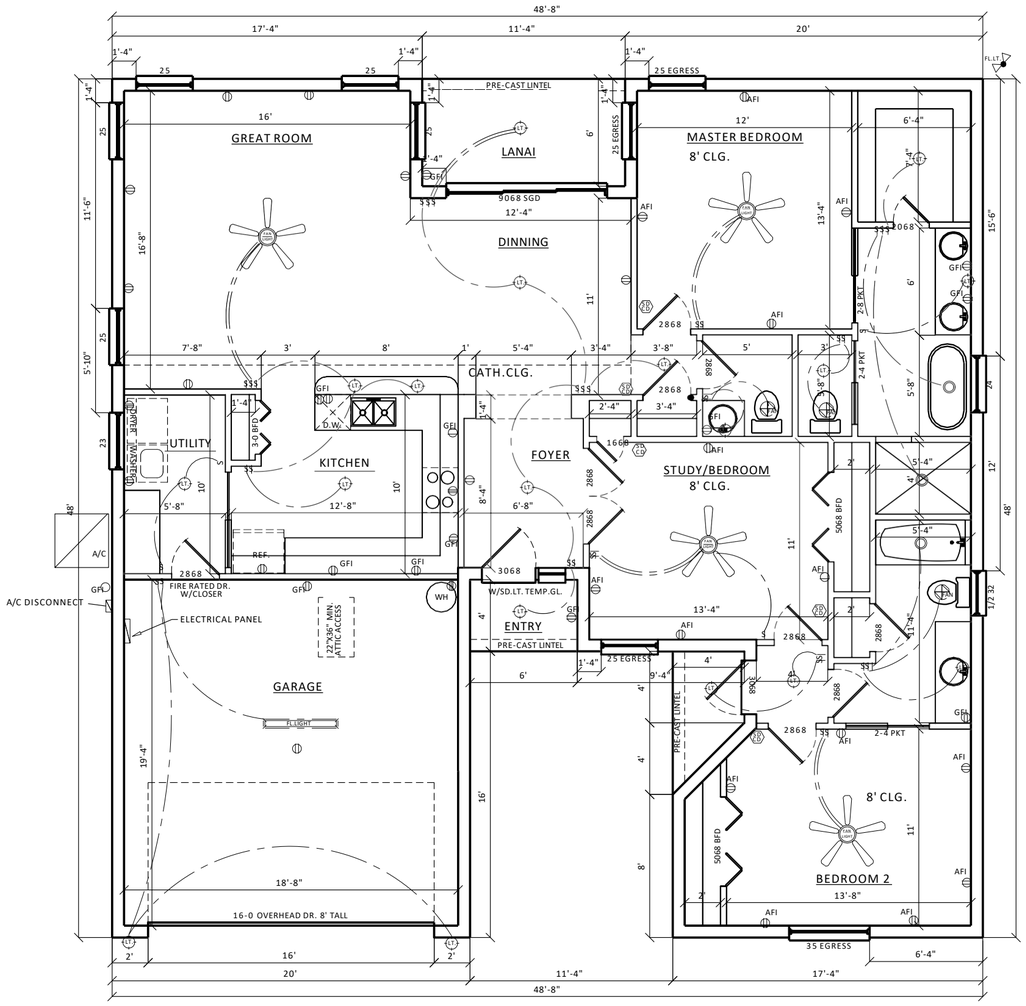

FLOOR PLAN
1/4"=1'-0"

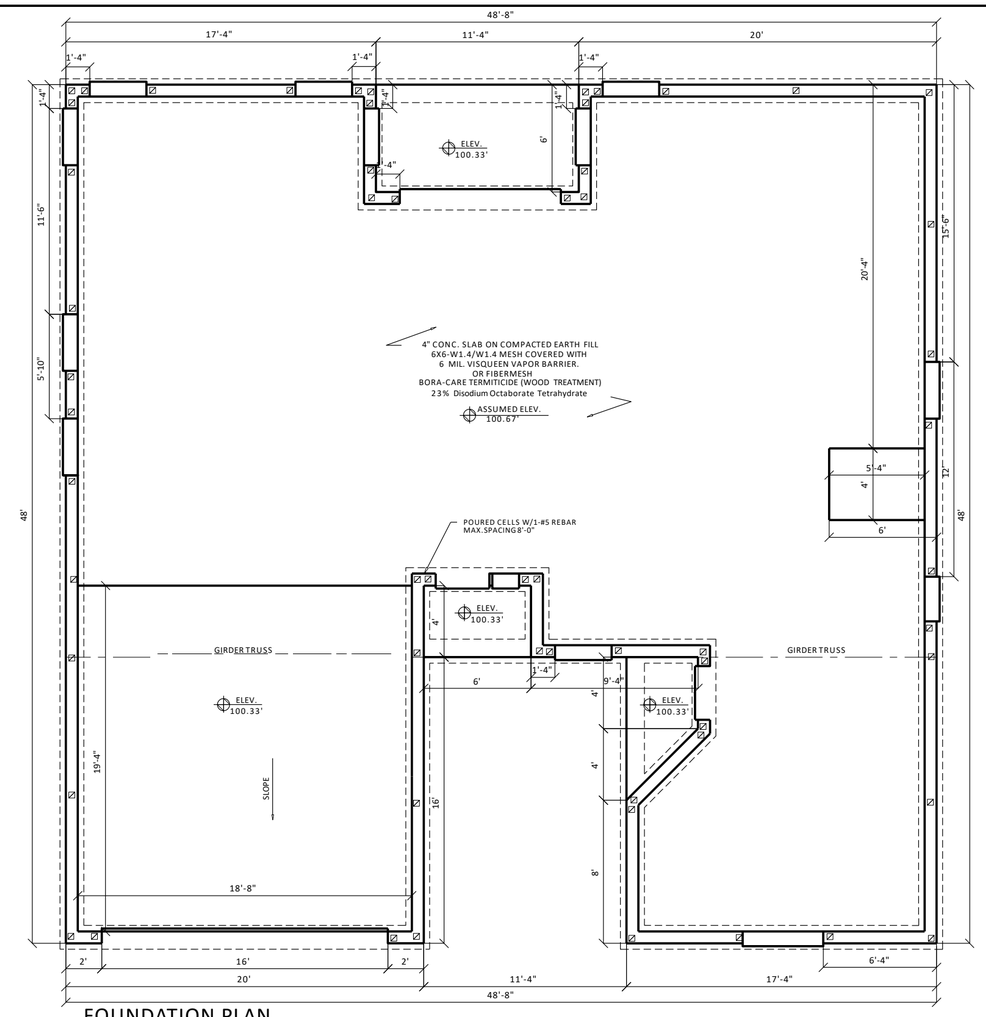

FOUNDATION PLAN
1/4"=1'-0"

FRONT ELEVATION
1/4"=1'-0"

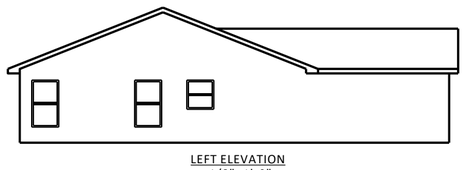

LEFT ELEVATION
1/8"=1'-0"

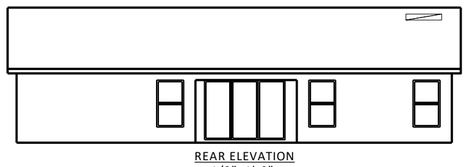

REAR ELEVATION
1/8"=1'-0"

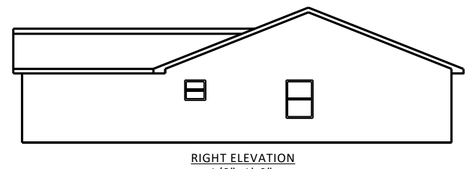

RIGHT ELEVATION
1/8"=1'-0"

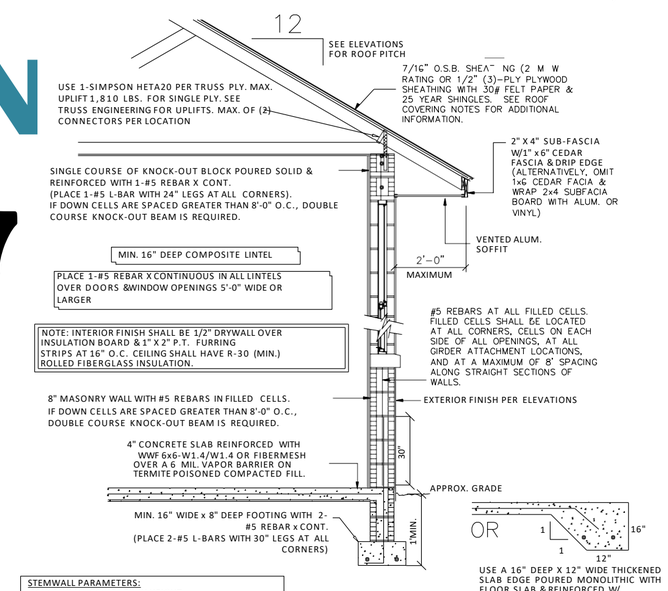

TYPICAL EXTERIOR WALL SECTION

ELECTRICAL PER NEC 2011

ELECTRICAL LEGEND

- SWITCH
- 3-WAY SWITCH
- 110 VOLT OUTLET
- 220 VOLT OUTLET
- LIGHT FIXTURE
- RECESSED LIGHT (CAN)
- FLUORESCENT LIGHT
- FLOOD LIGHTS
- EXHAUST FAN
- SMOKE/CARBON DET.
- SMOKE DETECTOR
- PHONE OUTLET
- TV/CABLE OUTLET
- CEILING FAN/LIGHT

SQUARE FOOTAGE

LIVING	1640
GARAGE	400
LANAI	68
ENTRY	48
TOTAL	2156

PROJECT: (7)

MODEL SP-2156

CROSSROADS CONSTRUCTION CO,
CONTACT

704 CEDAR KNOLL DR.NORTH
LAKELAND, FLORIDA 33809

DESIGNER:
MARVIN GRAY
(863) 859-4085

THESE CONSTRUCTION PLANS ARE DESIGNED TO CONFORM WITH FLORIDA BUILDING CODE 6TH EDITION (2017) FOR AN ULTIMATE DESIGN WIND SPEED OF 140 MPH AS SHOWN IN FIGURE 1609.3(3) OF THE CODE.
SEE STRUCTURAL DETAILS SHEET FOR ADDITIONAL NOTES:
OWNER/BUILDER TO VERIFY ALL DIMENSIONS AND DETAILS

DATE:
6-28-19
REVISION'S
11-1-19
3-20-20

SHEET #
1

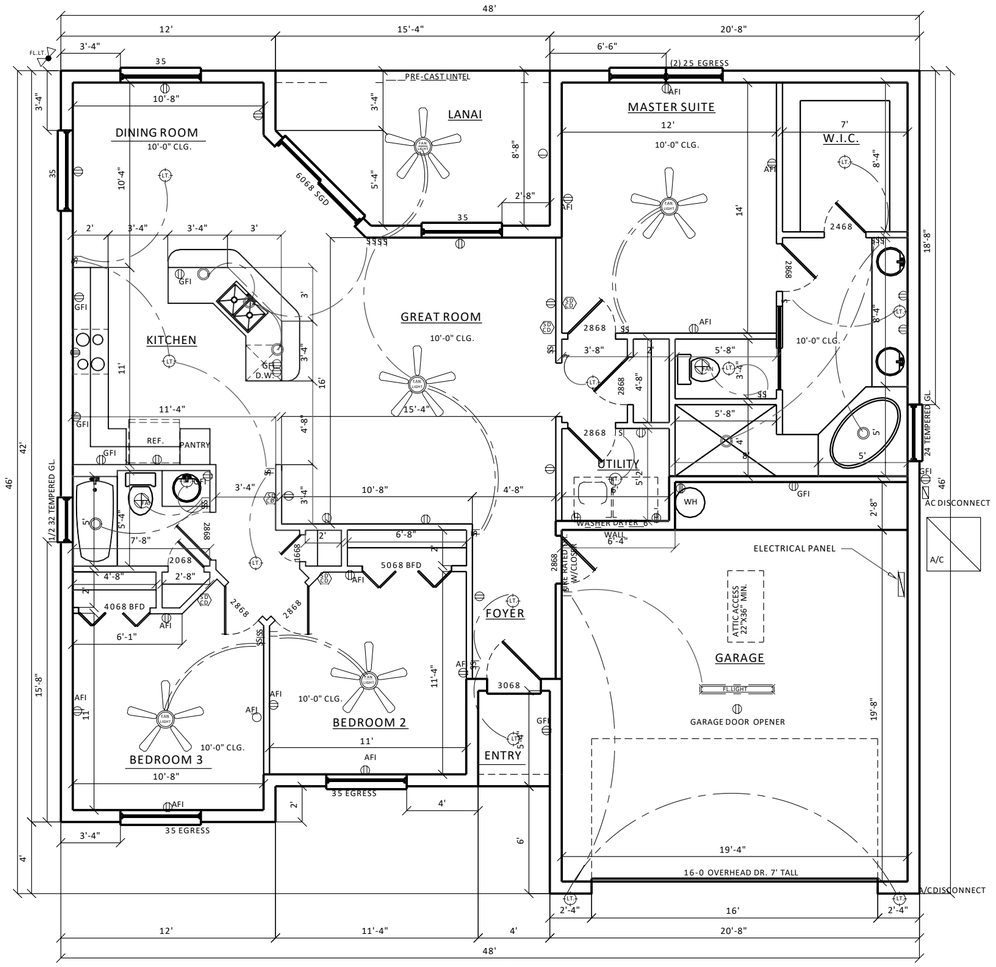

FLOOR PLAN
1/4"=1'-0"

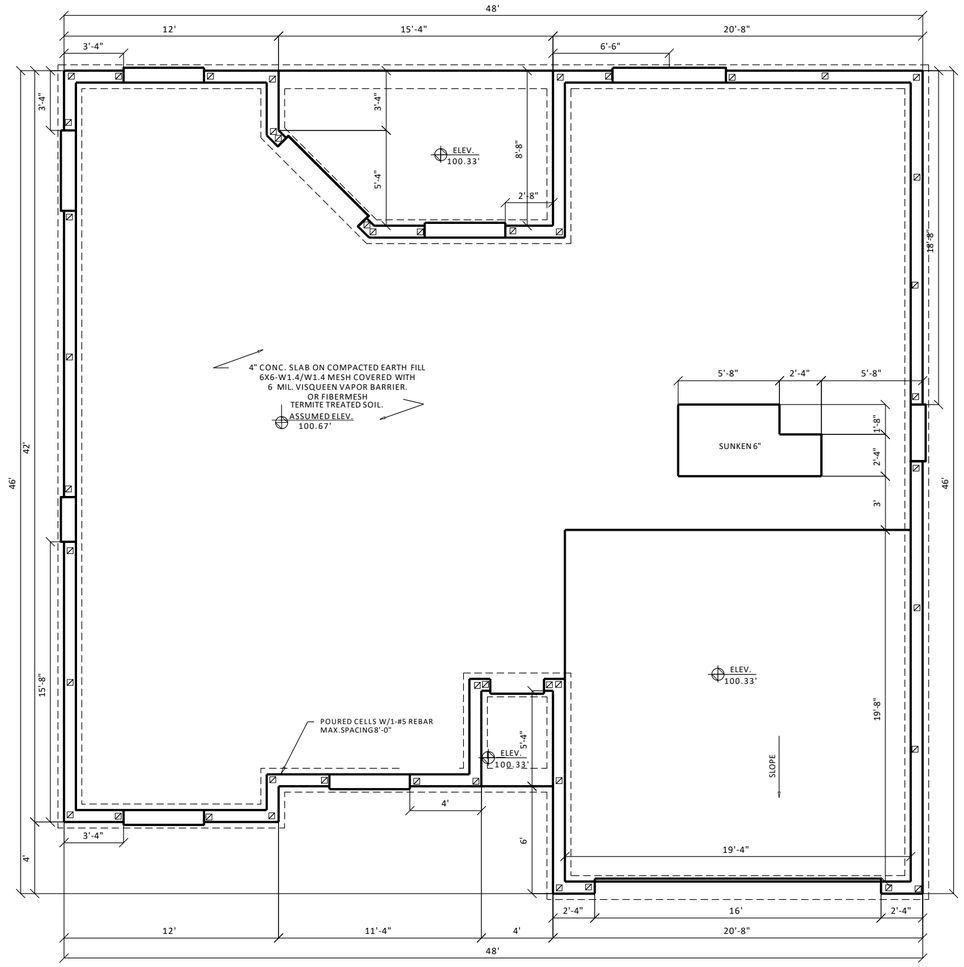

FOUNDATION PLAN
1/4"=1'-0"

THE FLAMINGO

Layout #8

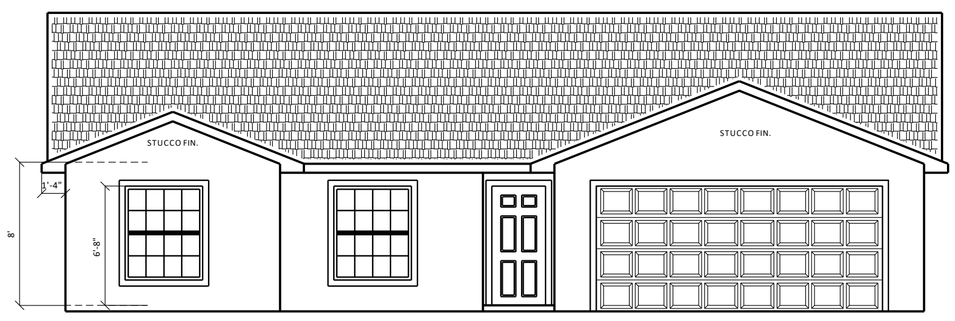

FRONT ELEVATION
1/4"=1'-0"

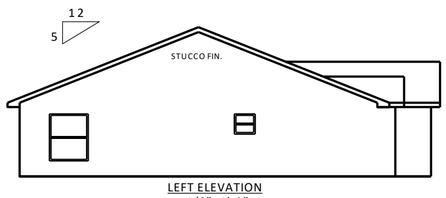

LEFT ELEVATION
1/8"=1'-0"

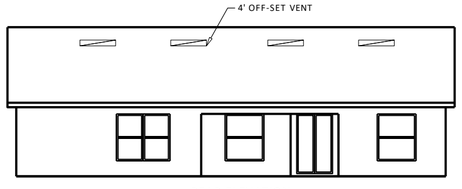

REAR ELEVATION
1/8"=1'-0"

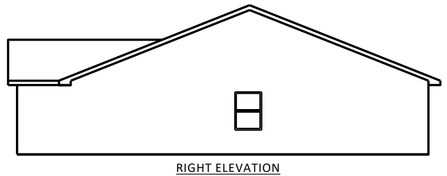

RIGHT ELEVATION
1/8"=1'-0"

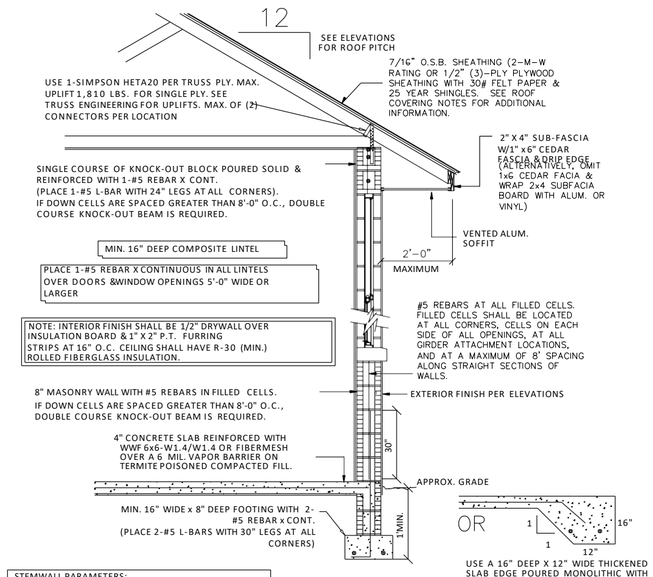

TYPICAL EXTERIOR WALL SECTION

ELECTRICAL PER NEC 2011
ELECTRICAL LEGEND

- SWITCH
- 3-WAY SWITCH
- 110 VOLT OUTLET
- 220 VOLT OUTLET
- LIGHT FIXTURE
- RECESSED LIGHT (CAN)
- FLUORESCENT LIGHT
- FLOOD LIGHTS
- EXHAUST FAN
- SMOKE/CARBON DET.
- SMOKE DETECTOR
- PHONE OUTLET
- TV/CABLE OUTLET
- CEILING FAN/LIGHT

SQUARE FOOTAGE

LIVING	1478
GARAGE	451
LANAI	119
ENTRY	21
TOTAL	2069

PROJECT: (8)

MODEL SP-2069

CROSSROADS CONSTRUCTION CO.
CONTACT

THESE CONSTRUCTION PLANS ARE DESIGNED TO CONFORM WITH FLORIDA BUILDING CODE 6TH EDITION (2017) FOR AN ULTIMATE DESIGN WIND SPEED OF 140 MPH AS SHOWN IN FIGURE 1609.3(1) OF THE CODE.
SEE STRUCTURAL DETAIL SHEET FOR ADDITIONAL NOTES:
OWNER/BUILDER TO VERIFY ALL DIMENSIONS AND DETAILS

DESIGNER:
MARVIN GRAY
(863) 859-4085

704 CEDAR KNOLL DR.NORTH
LAKELAND, FLORIDA 33809

DATE:
11-18-19
REVISION'S
3-20-20

SHEET #
1

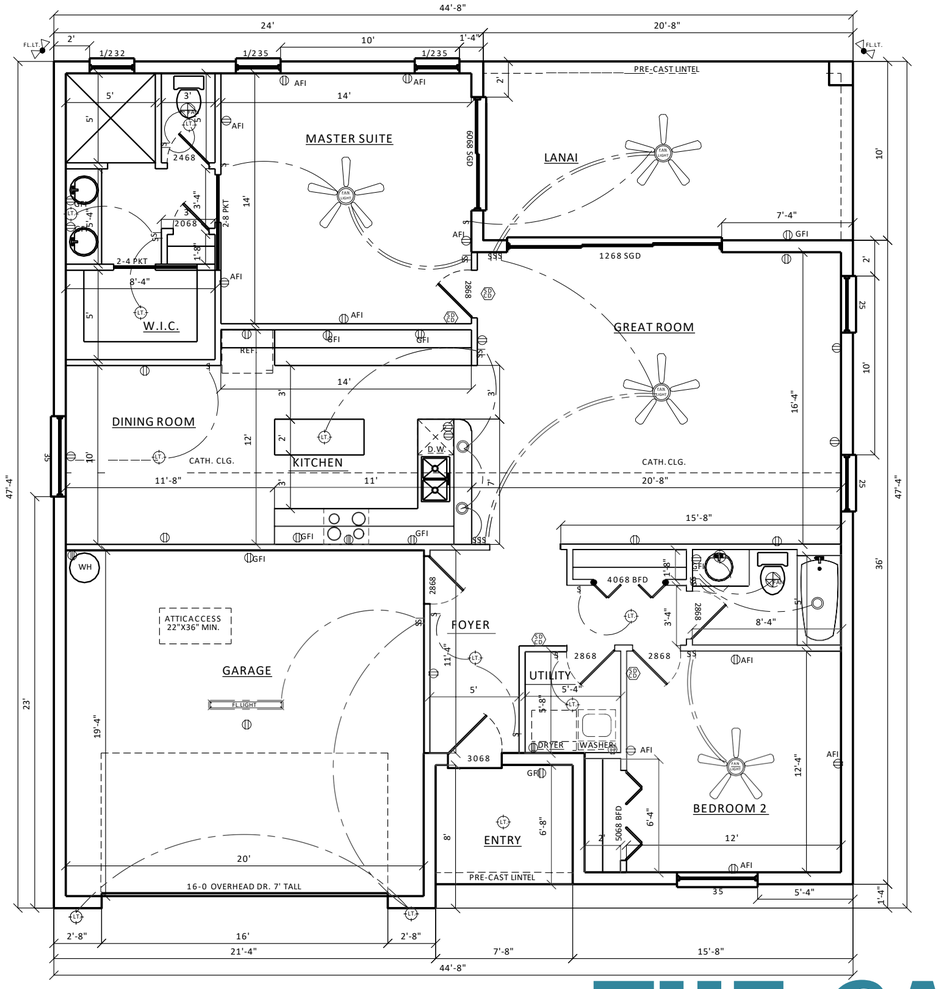

FLOOR PLAN

1/4"=1'-0"

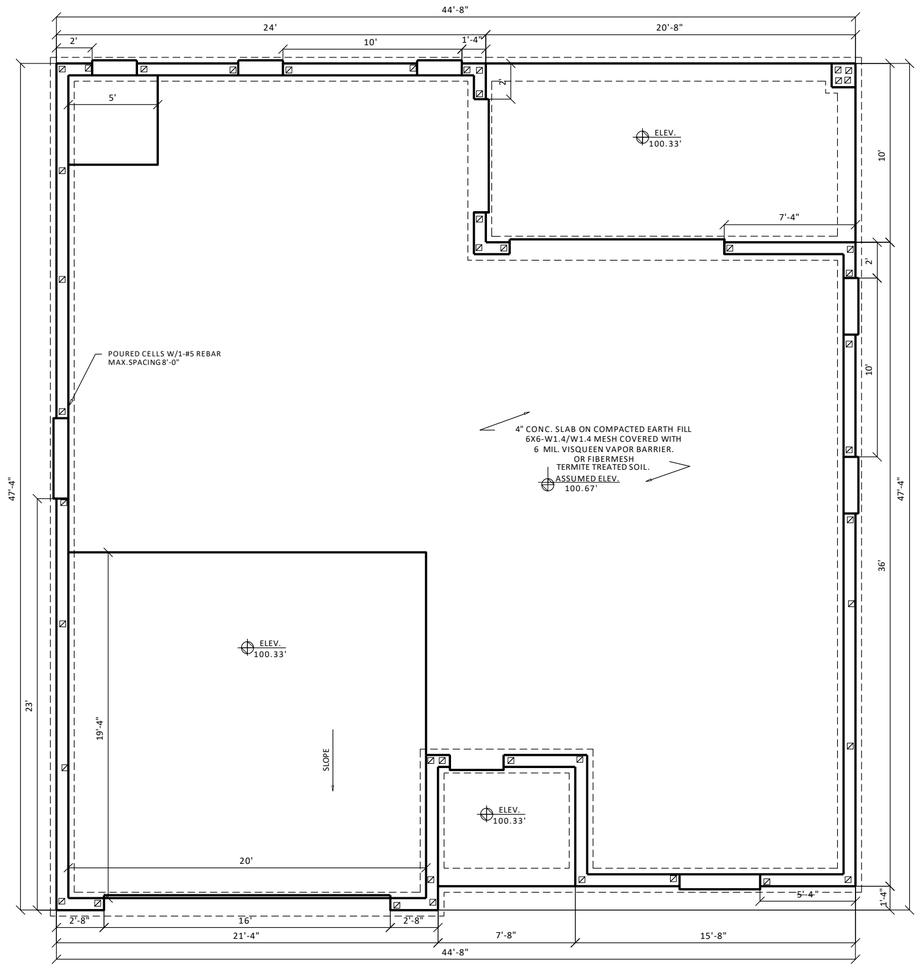

FOUNDATION PLAN

1/4"=1'-0"

THE CARDINAL

Layout #9

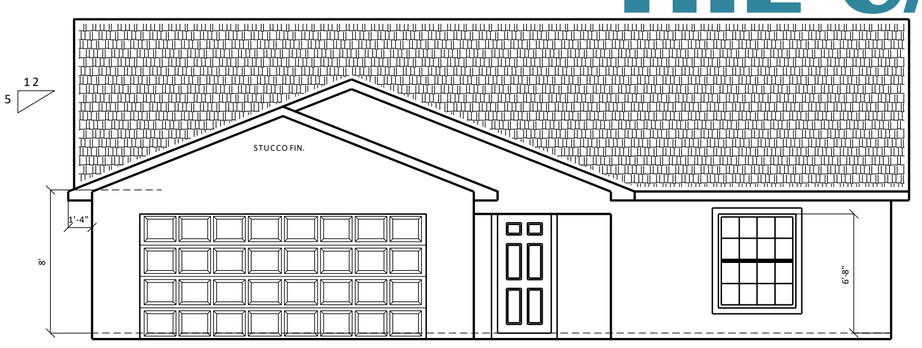

FRONT ELEVATION

1/4"=1'-0"

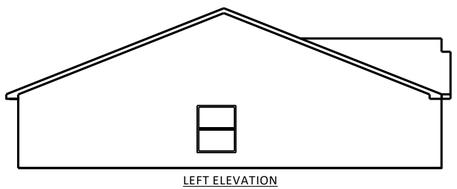

LEFT ELEVATION

1/8"=1'-0"

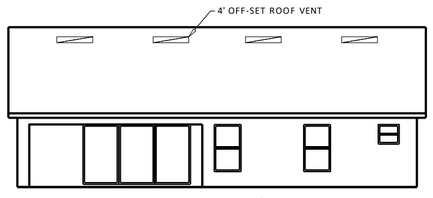

REAR ELEVATION

1/8"=1'-0"

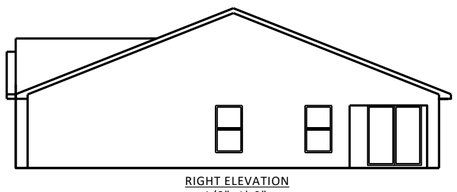

RIGHT ELEVATION

1/8"=1'-0"

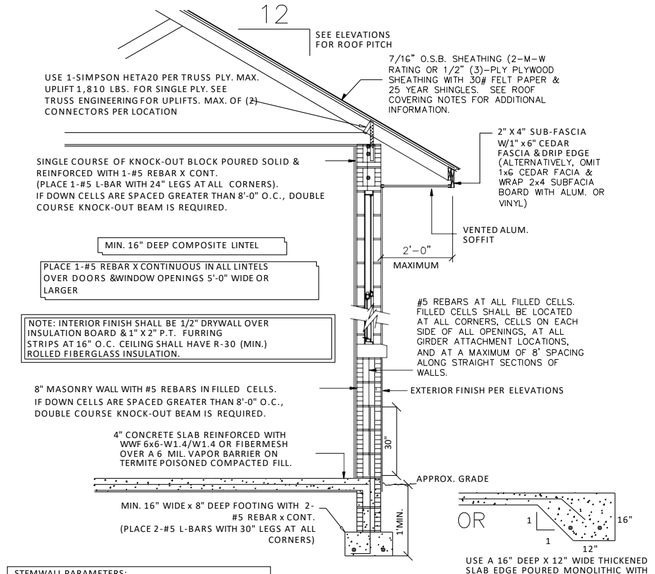

TYPICAL EXTERIOR WALL SECTION

ELECTRICAL PER NEC 2011

ELECTRICAL LEGEND

- SWITCH
- 3-WAY SWITCH
- 110 VOLT OUTLET
- 220 VOLT OUTLET
- LIGHT FIXTURE
- RECESSED LIGHT (CAN)
- FLUORESCENT LIGHT
- FLOOD LIGHTS
- EXHAUST FAN
- SMOKE/CARBON DET.
- SMOKE DETECTOR
- PHONE OUTLET
- TV/CABLE OUTLET
- CEILING FAN/LIGHT

SQUARE FOOTAGE

LIVING	1407
GARAGE	419
LANAI	207
ENTRY	51
TOTAL	2084

PROJECT:

MODEL SP-2084

CROSSROADS CONSTRUCTION CO,

CONTACT

THESE CONSTRUCTION PLANS ARE DESIGNED TO CONFORM WITH FLORIDA BUILDING CODE 6TH EDITION (2017) FOR AN ULTIMATE DESIGN WIND SPEED OF 140 MPH AS SHOWN IN FIGURE 1609.3(1) OF THE CODE. SEE STRUCTURAL DETAIL SHEET FOR ADDITIONAL NOTES. OWNER/BUILDER TO VERIFY ALL DIMENSIONS AND DETAILS

DESIGNER:

MARVIN GRAY

(863) 859-4085

704 CEDAR KNOLL DR.NORTH
LAKELAND, FLORIDA 33809

DATE:

12-2-19

REVISION'S

3-20-20

SHEET #

1

THE BLUE JAY

Layout #10

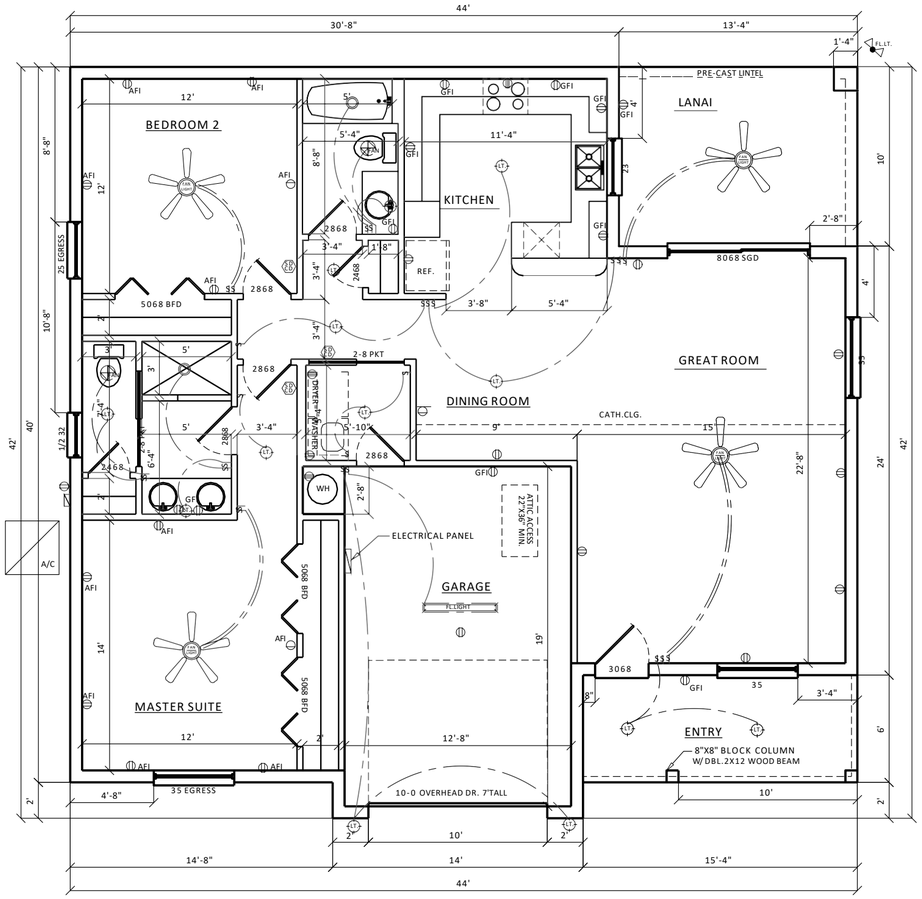

FLOOR PLAN

1/4"=1'-0"

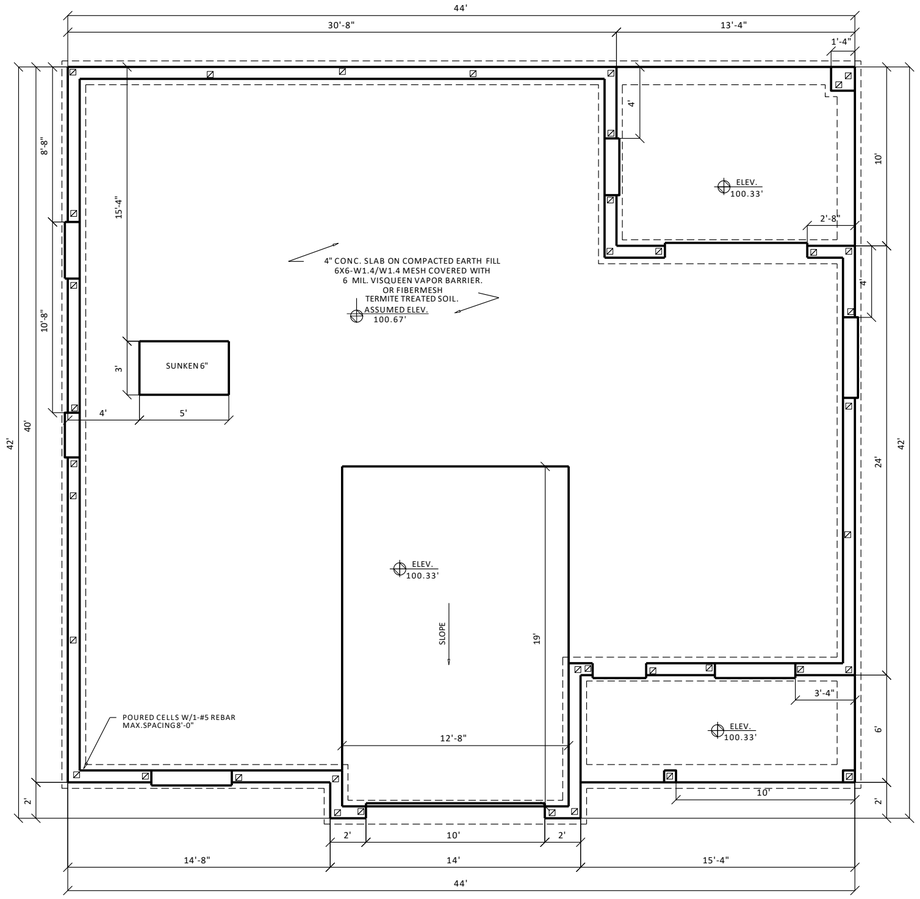

FOUNDATION PLAN

1/4"=1'-0"

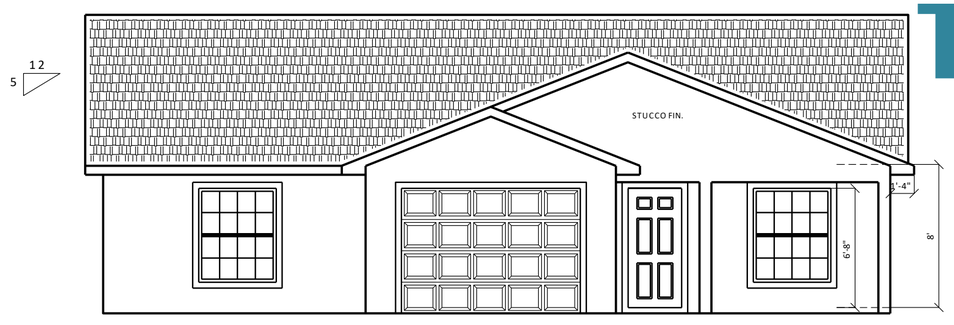

FRONT ELEVATION

1/4"=1'-0"

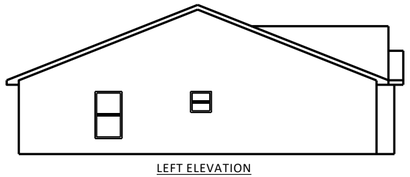

LEFT ELEVATION

1/8"=1'-0"

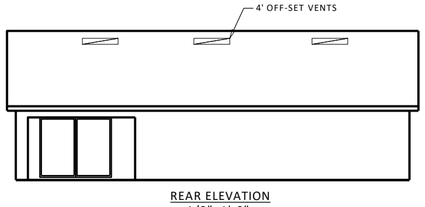

REAR ELEVATION

1/8"=1'-0"

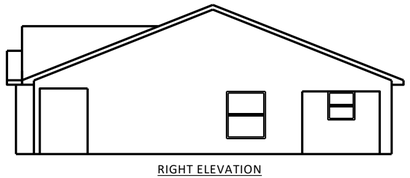

RIGHT ELEVATION

1/8"=1'-0"

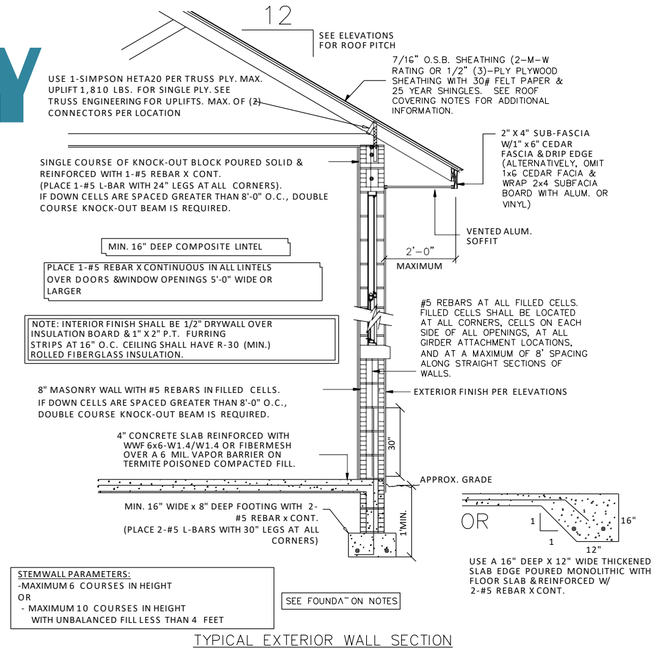

TYPICAL EXTERIOR WALL SECTION

ELECTRICAL PER NEC 2011

ELECTRICAL LEGEND

- SWITCH
- 3-WAY SWITCH
- 110 VOLT OUTLET
- 220 VOLT OUTLET
- LIGHT FIXTURE
- RECESSED LIGHT (CAN)
- FLUORESCENT LIGHT
- FLOOD LIGHTS
- EXHAUST FAN
- SMOKE/CARBON DET.
- SMOKE DETECTOR
- PHONE OUTLET
- TV/CABLE OUTLET
- CEILING FAN/LIGHT

LIVING	1301
GARAGE	262
LANAI	133
ENTRY	72
TOTAL	1768

PROJECT:

MODEL SP-1768

CROSSROADS CONSTRUCTION CO,

CONTACT

THESE CONSTRUCTION PLANS ARE DESIGNED TO CONFORM WITH FLORIDA BUILDING CODE 6TH EDITION (2017) FOR AN ULTIMATE DESIGN WIND SPEED OF 140 MPH AS SHOWN IN FIGURE 1609.3(1) OF THE CODE.
SEE STRUCTURAL DETAILS SHEET FOR ADDITIONAL NOTES:
OWNER/BUILDER TO VERIFY ALL DIMENSION'S AND DETAILS

704 CEDAR KNOLL DR.NORTH
LAKELAND, FLORIDA 33809

DESIGNER:
MARVIN GRAY
(863) 859-4085

DATE:
12-2-19
REVISION'S
3-20-20

SHEET #
1